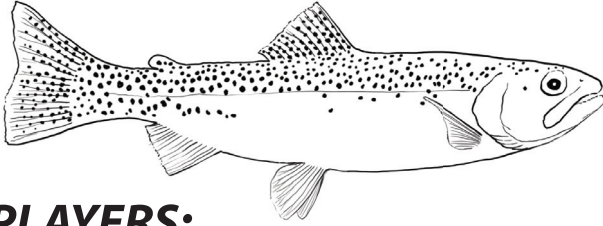


# Return to the Redd



## **PLAYERS:**

In this game you are a young trout fry growing up as you swim downstream to the lake and then return to the stream of your birth to mate and produce another generation of trout. You will have to overcome many obstacles and challenges to survive, grow up and return to the redds where you were born.

Players draw a single card when it is their turn and follow the instructions. First player to migrate to the lake, grow up and "Return the Redd" is the winner

## **TEACHERS:**

Download and print all of the pages in this file. All of the art is designed to print on letter sized (8 ½ x11) paper. Photo paper is recommended for better quality.

The playing board consists of three separate sheets that need to be assembled into a game board. To prepare these sheets for mounting, trim off the white border on the right edge of the left sheet (the start/finish sheet), trim both left and right edges of the center (middle) sheet and trim the left edge of the right sheet (with the lake). Obtain a sheet of tag board that is 11 x 24¼ inches or larger. Starting with the left panel, cover the back with spray adhesive and carefully align it along the upper and left side of the tag board. Press in place and smooth down. Now apply adhesive to the center panel, align it along the left panel and press into place. Follow the same procedure with the right panel. If needed, trim the edges of the board.

There are nine cards on each sheet of playing cards. Apply adhesive to the backs of the each sheet of cards and apply them to letter sized sheets of tag board, aligning each sheet carefully with the edges of the tag board. After smoothing down the sheets cut them into individual cards by cutting along the lines between each card.

The game board and playing cards can be laminated for increased durability.

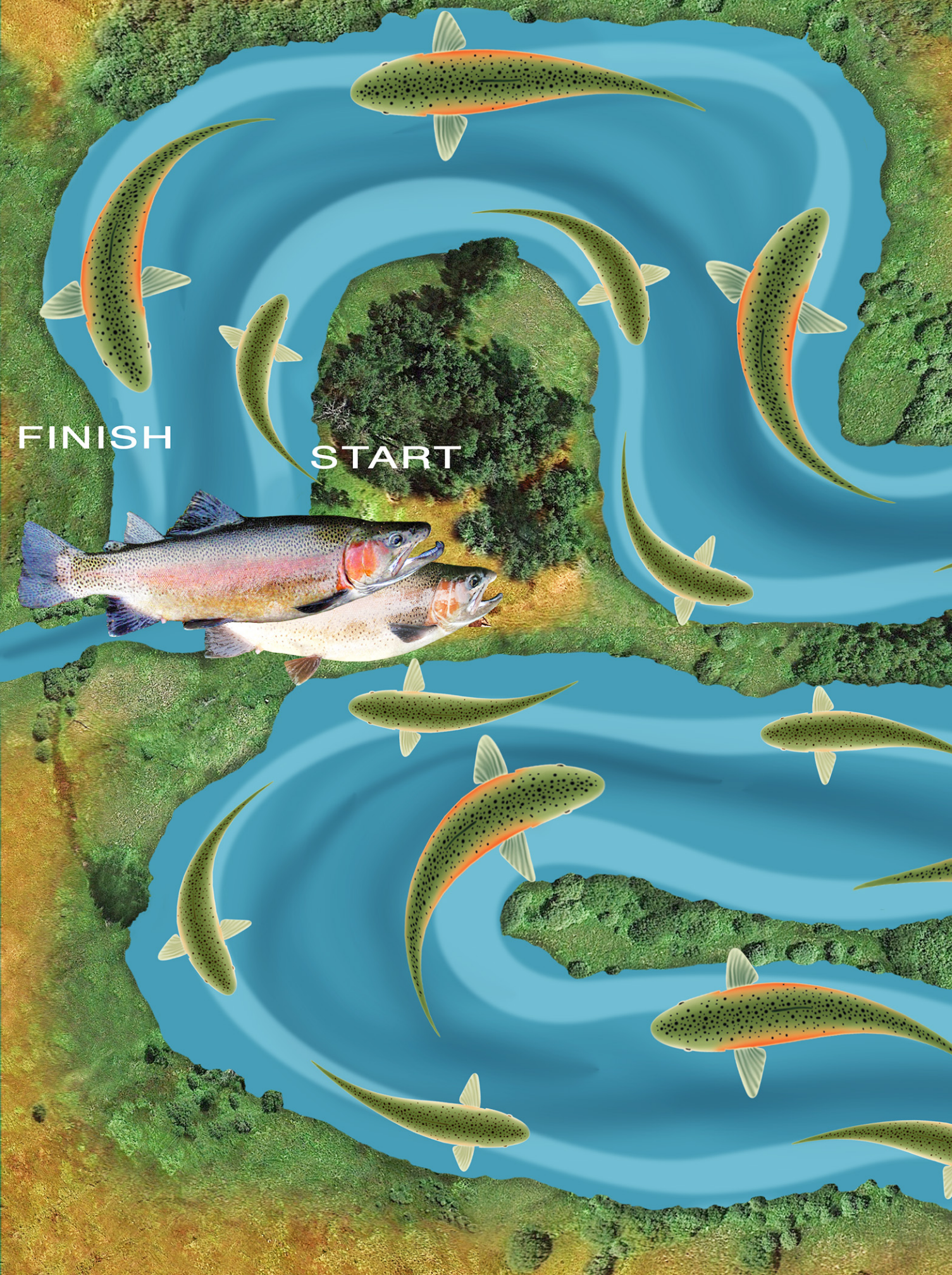
To vary the game and change its complexity, print more than one set of cards and use whichever cards you feel best suit your class.

Removable pencil erasers can be used for individual markers, especially since some eraser tops come in various colors. They are a good size to fit the fish spaces on the board.



FINISH

START











# RETURN to the Redd

Drawn By Ed Huff,  
Mission Peak Fly Anglers





**Bears are competing for a fishing spot and let you slip by...**



**Chased by a larger fish...**



**Drought, low water...**



**Bald eagles are catching carp, not trout...**



**Egret goes fishing elsewhere...**



**People fishing, hide in the rocks...**



**Lots of grasshoppers to eat...**



**Avoid a heron who is hunting for you...**



**Too much litter, go find cleaner water...**





**Go look for food...**



**Huge mayfly hatch,  
you have plenty of food...**



**Hide from an osprey who  
is looking for his next meal...**



**River otters have moved to another  
watershed to hunt crayfish...**



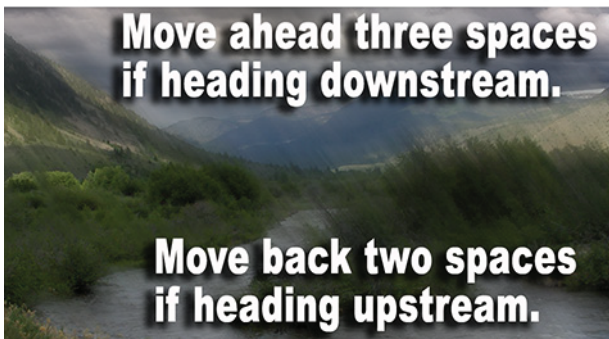
**Humans are playing with  
their dog in the water...**



**Raccoons are sleeping  
as you pass by...**



**Heavy rain...**



**Good water flow...**



**Go look for food...**

