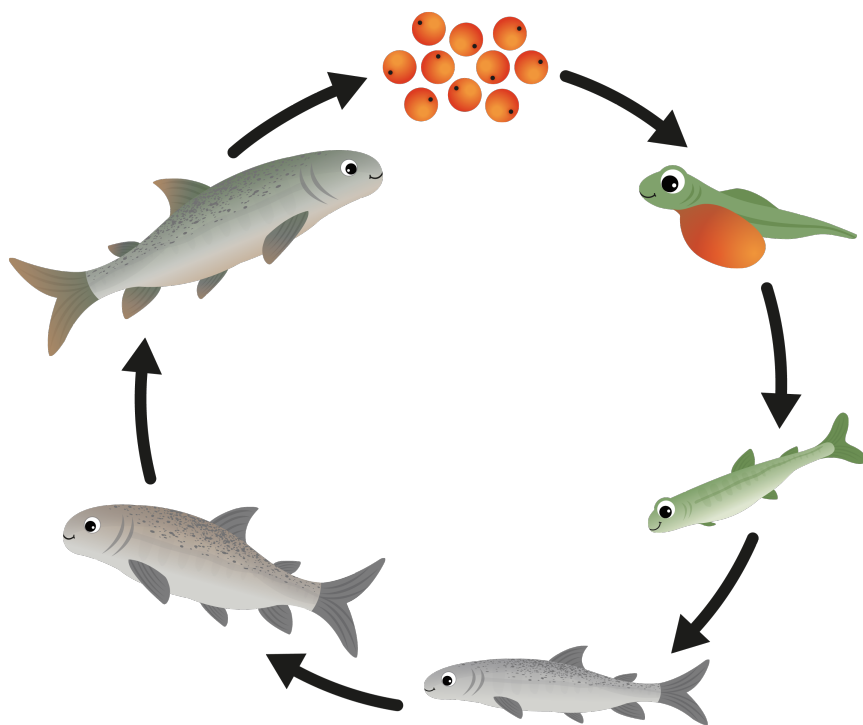


Salmon Life Cycle



© 2017 Stacey Jones at A Moment In Our World



Made for the exclusive use and distribution of [123 Homeschool 4 Me](#)

All rights reserved. No part of this book may be reproduced, stored or transmitted in any form by any means without prior permission of the publisher.

This workbook is licensed for personal/family use only.

YOU MAY:

- Use these files for personal use only.
- Download the files to your personal computer.
- Print as many copies as you would like to use for your personal use.
- Direct other to our website: www.amomentinourworld.com

YOU MAY NOT:

- Edit any of these printables.
- Share the files with anyone else.
- Store or sell them on any website.
 - Claim them as your own.
- Print and sell or distribute them to others

Graphics:




<http://www.teacherspayteachers.com/Store/Zip-a-dee-doo-dah-Designs>

Contents – K – Prep

- **Alphabet Cards** – Cut out, laminate and use to match the lower case letters to the uppercase ones. Can also be used to spell words.
- **3 Part Cards** – Can be used to match the words to the picture or in games such as memory. These cards can also be used together with the alphabet cards. using the alphabet cards to spell out the words.
- **Salmon Life Cycle** – Write the life cycle in order.
- **Salmon Life Cycle** – Cut and Paste in order.
- **I Spy – Count the Animals / Objects** – Count the objects.
- **Counting Puzzles** – Cut out, laminate and use the numbers to place the puzzles back together.
- **Counting Cards** – Cut out, laminate and use a peg or paperclip to clip or place a pom pom or candy onto the correct answer.
- **Size Sequencing Cards** – Cut out, laminate and place in order from largest to smallest or vice versa.
- **Coloring Activity** – Color in the object using the color listed below.
- **Do-A-Dot Letter Activity** – Using a dot marker or bingo marker, dot out all of the correct letters.
- **Dice / Graphing Activity** – Cut out the dice and glue together. Roll the dice and graph each object the dice lands on.


Contents – Grades 1 - 2

- **Trace the Letters** – Improve handwriting skills while learning to spell.
- **Write the Words** – Practice writing the words in your best handwriting.
- **Color / Colour by Number** – Color the pictures, using the correct colors.
- **Counting Sequence** – Learn to count in 1's, 2's, 3's, 4's, 5's and 6's.
- **What I Know about Salmon** – Record what you already know about Salmon
- **What I want to learn about Salmon** – Record what you want to learn about Salmon.
- **Salmon Life Cycle Writing Pages** – Students can research each part of the salmon life cycle and record what they have learnt or they can write a story about each part of the life cycle.
- **What time will the Eggs Hatch?** – Practice reading the time on analogue clocks.
- **Let's Add!** – Add and write the answers.
- **I can subtract!** – Subtract and write the answers.
- **Singular or Plural?** – Write the words listed at the bottom on the page in the correct columns.
- **Salmon Can, Have and Are** – Write about the unique features that salmon have in each column.
- **Salmon Life Cycle Word Search** – Find the words.
- **If I were a Salmon...** – Write a story about what it would be like to be a butterfly.
- **Nouns or Verbs?** – Cut out the words at the bottom on the page and glue in the correct columns.




A

a




B

b




C

c




D

d




E

e




F

f




G

g




H

h




I

i




J

j




K

k




L

l




M

m




O

o




N

n




P

p




Q

q




S

s




R

r




T

t




U

u




W

w




V

v





X

x




Y

Y




Z


Z




3 Part Cards




eggs



eggs




alevin




alevin


3 Part Cards




fry



fry




parr




parr


Cards




smolt



smolt



adult





adult

3 Part Cards



The eggs of a salmon are slightly translucent and about the size of a pencil eraser. They are laid in gravel nests at the bottom of stream or river beds.

The eggs are red to pink in color and take 2 -o 3 months to hatch.



eggs

When ready, the baby salmon will break free from the egg's soft shell. They retain the yolk as a nutrient-rich sac that hangs below its body. Over the next month, they feed from this sac while remaining hidden. At this stage of the life cycle, they are known as alevin and are about one inch in length.




alevin

3 Part Cards


In the next stage of their life, they are known as fry. They now take the shape of a fish. The fry leave their gravel nest and begin to swim and feed themselves.

Now is the time to take the first part of their journey downstream. As they are vulnerable, they hide under rocks and among vegetation, avoiding their predators.



fry

As they fry feed and grow, they develop vertical markings on the flanks of their bodies. Now they are about 6 inches long and are known as parr. They continue slowly heading towards the ocean, still hiding from predators. It can take the parr around 1 - 3 years before they are ready to venture out in to the ocean.





parr

Cards

The juvenile salmon then starts to lose its vertical markings and turns silvery in color.



They form large groups and start adjusting their bodies to saltwater, ready to swim out into the ocean. This process of adjusting to saltwater is known as smoltification.



smolt

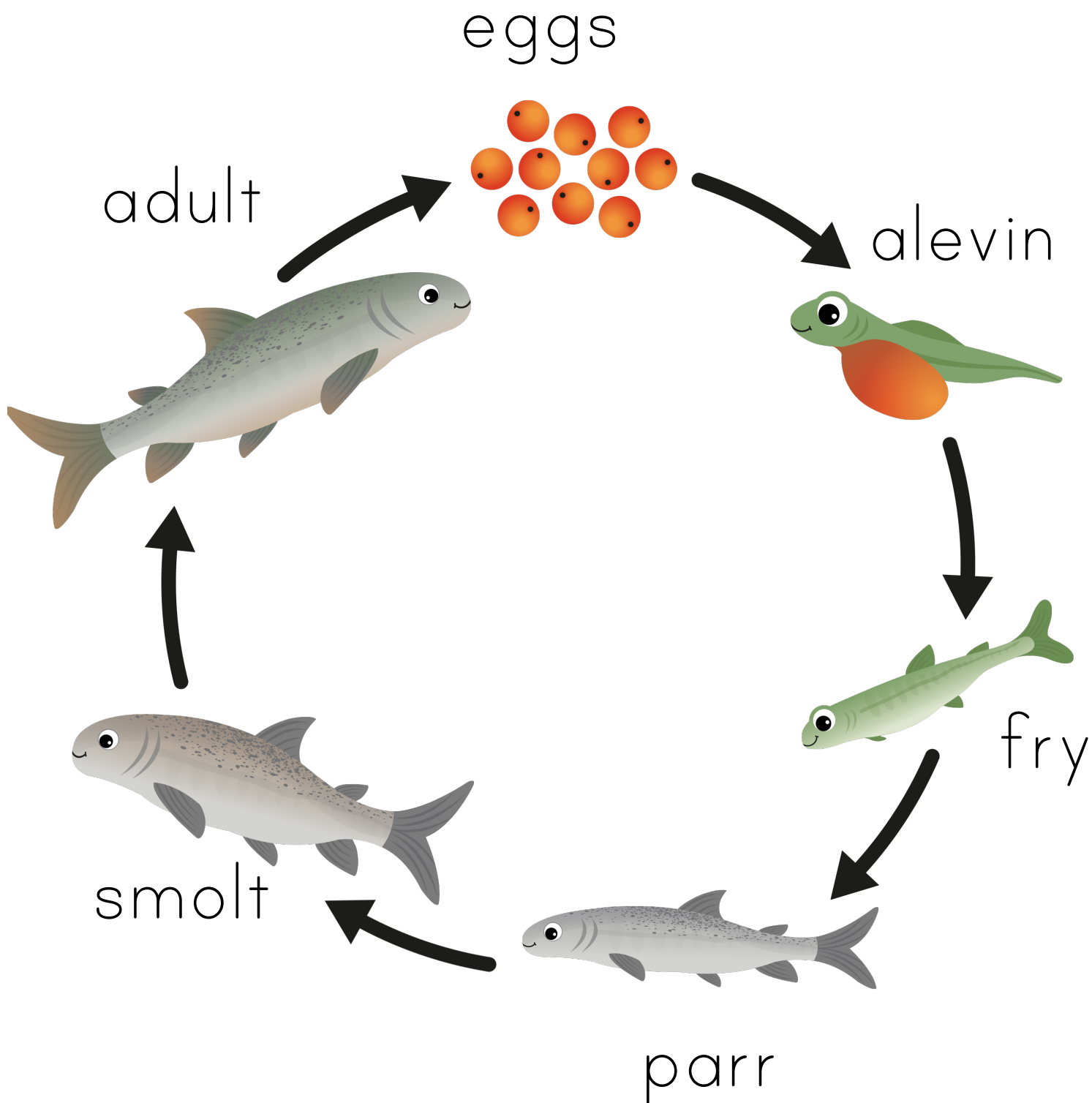
Salmon may spend anywhere from 1 – 7 years in the ocean, depending on the species. Then they start the homeward journey back to where they hatched to continue on the life cycle.

It is not known how the salmon know how to get home, but they do it without eating at all. They change color often, their muscles soften and they die soon after spawning.

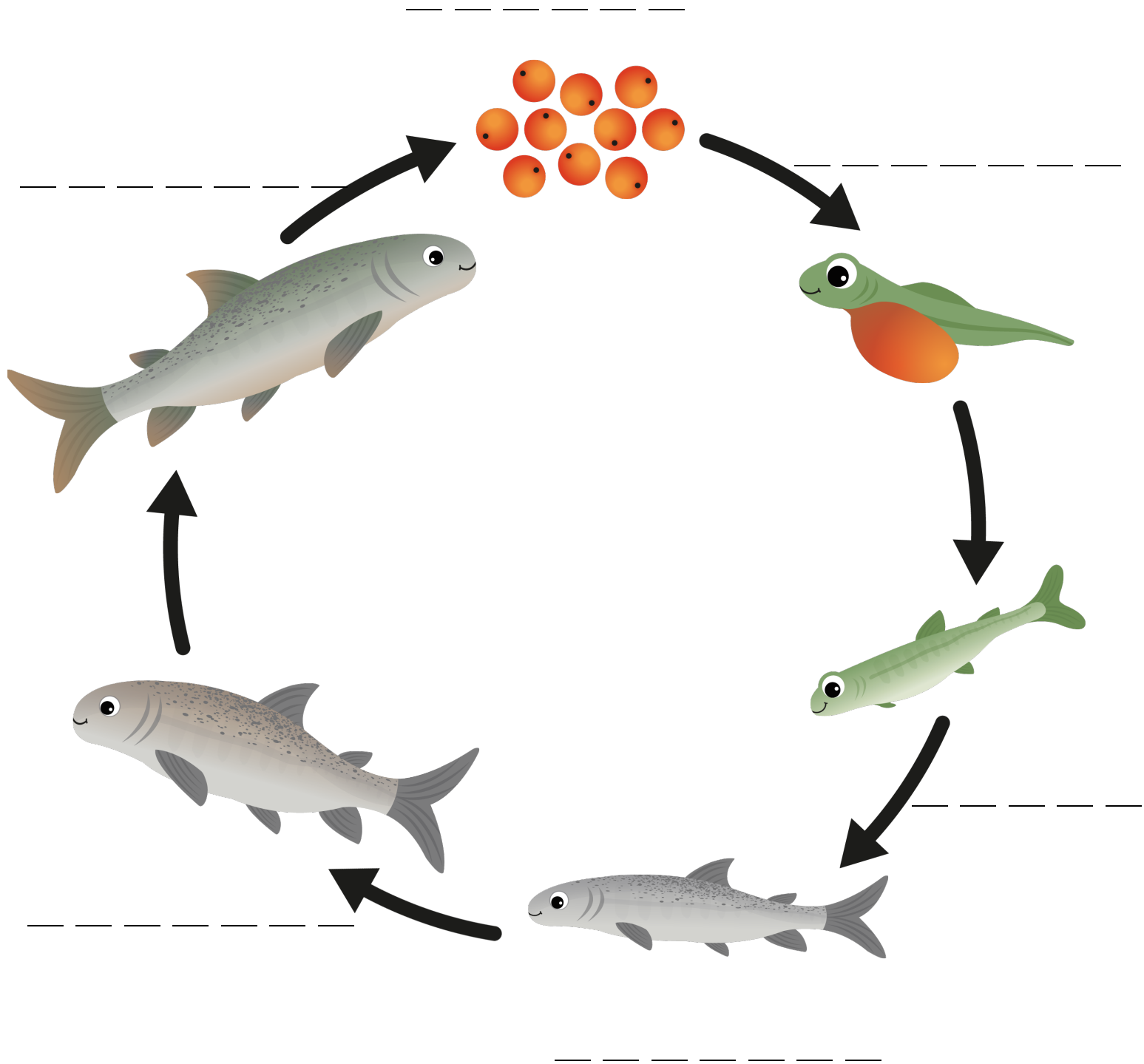


adult

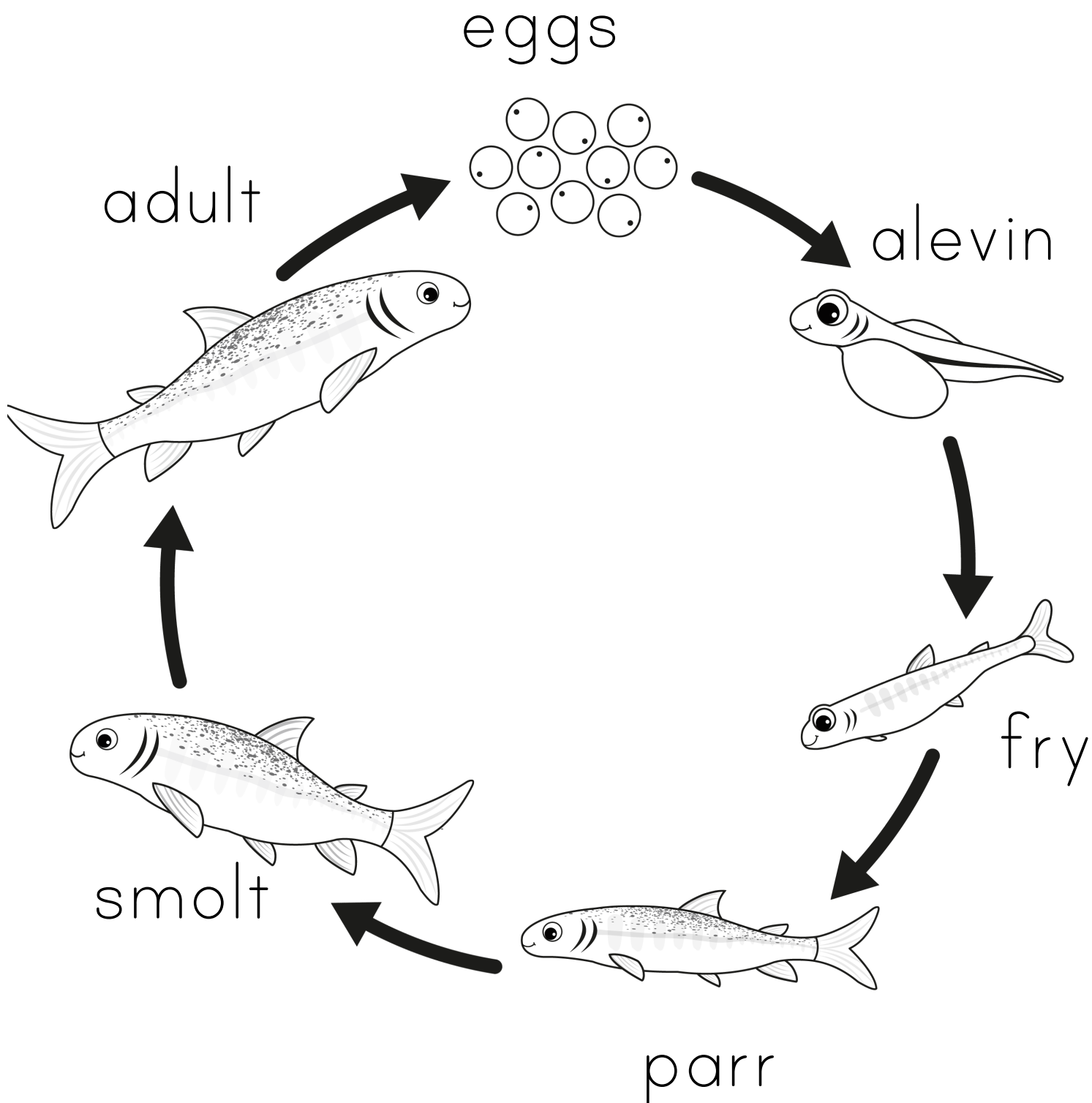
Salmon Life Cycle



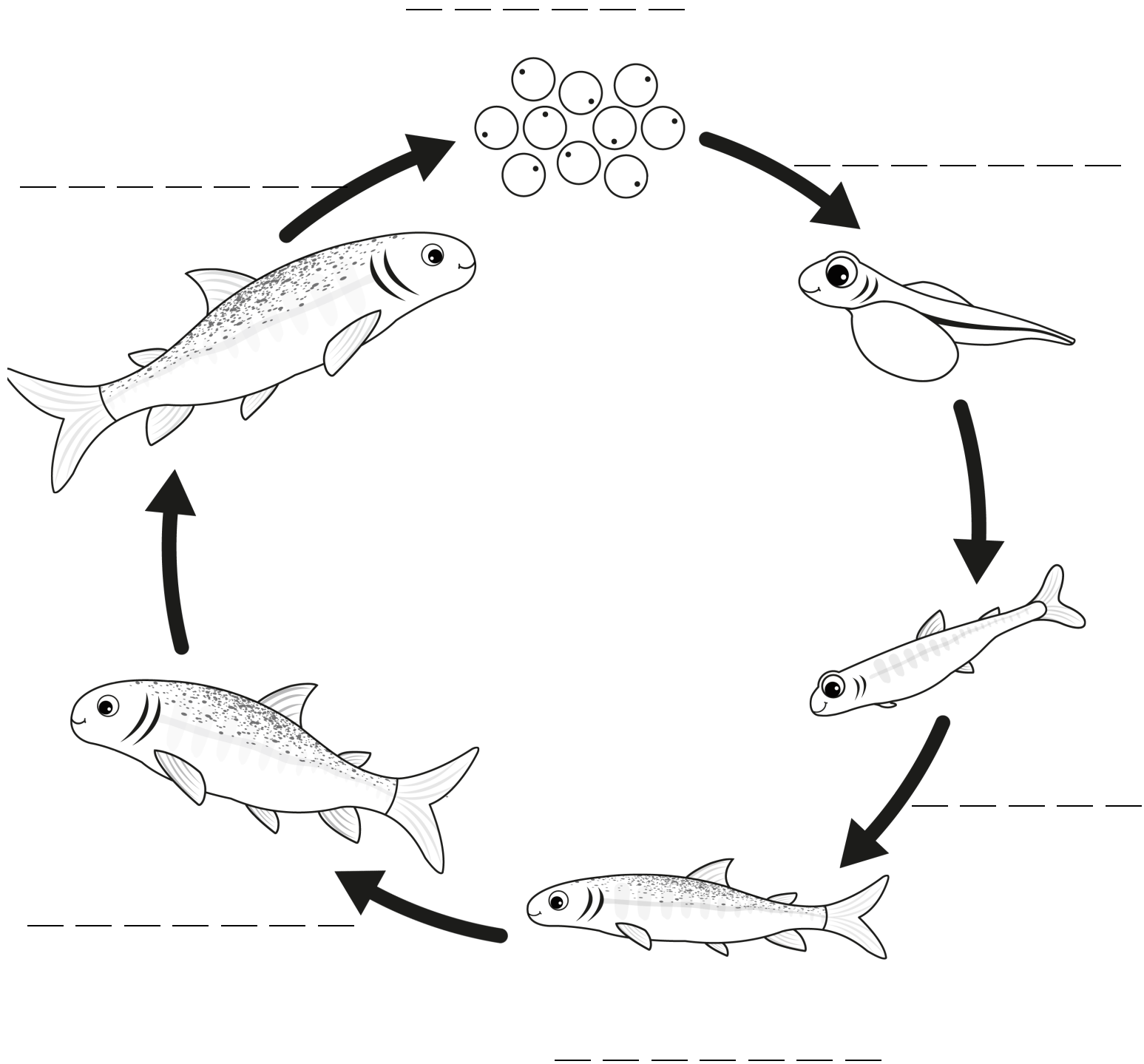
Salmon Life Cycle



Salmon Life Cycle







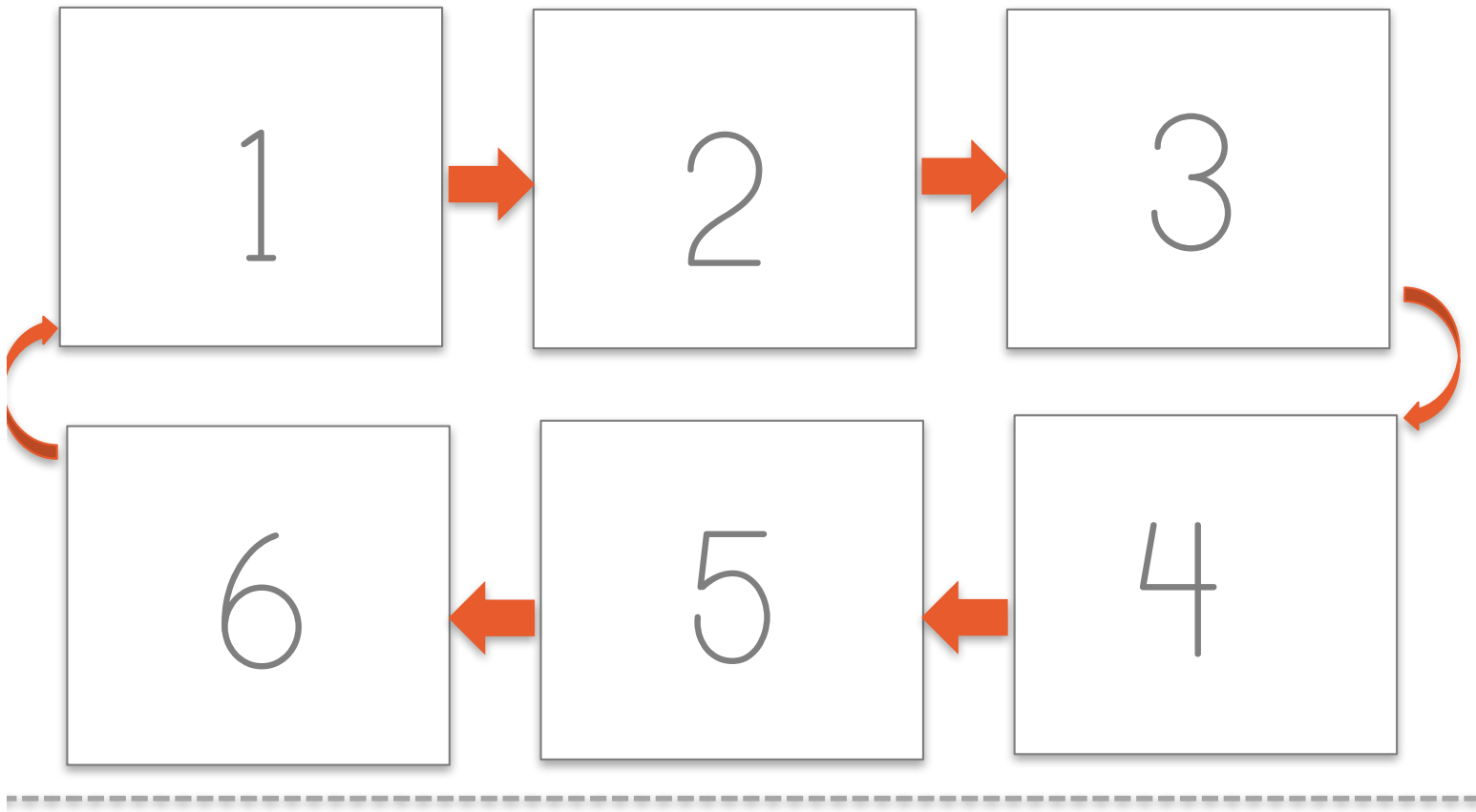


Salmon Life Cycle



Salmon Life Cycle

Cut and Paste



Salmon Life Cycle

Cut and Paste

1



2



3





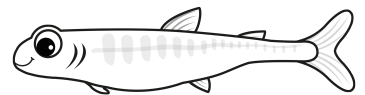
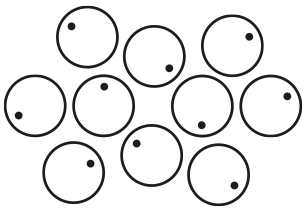
4





5



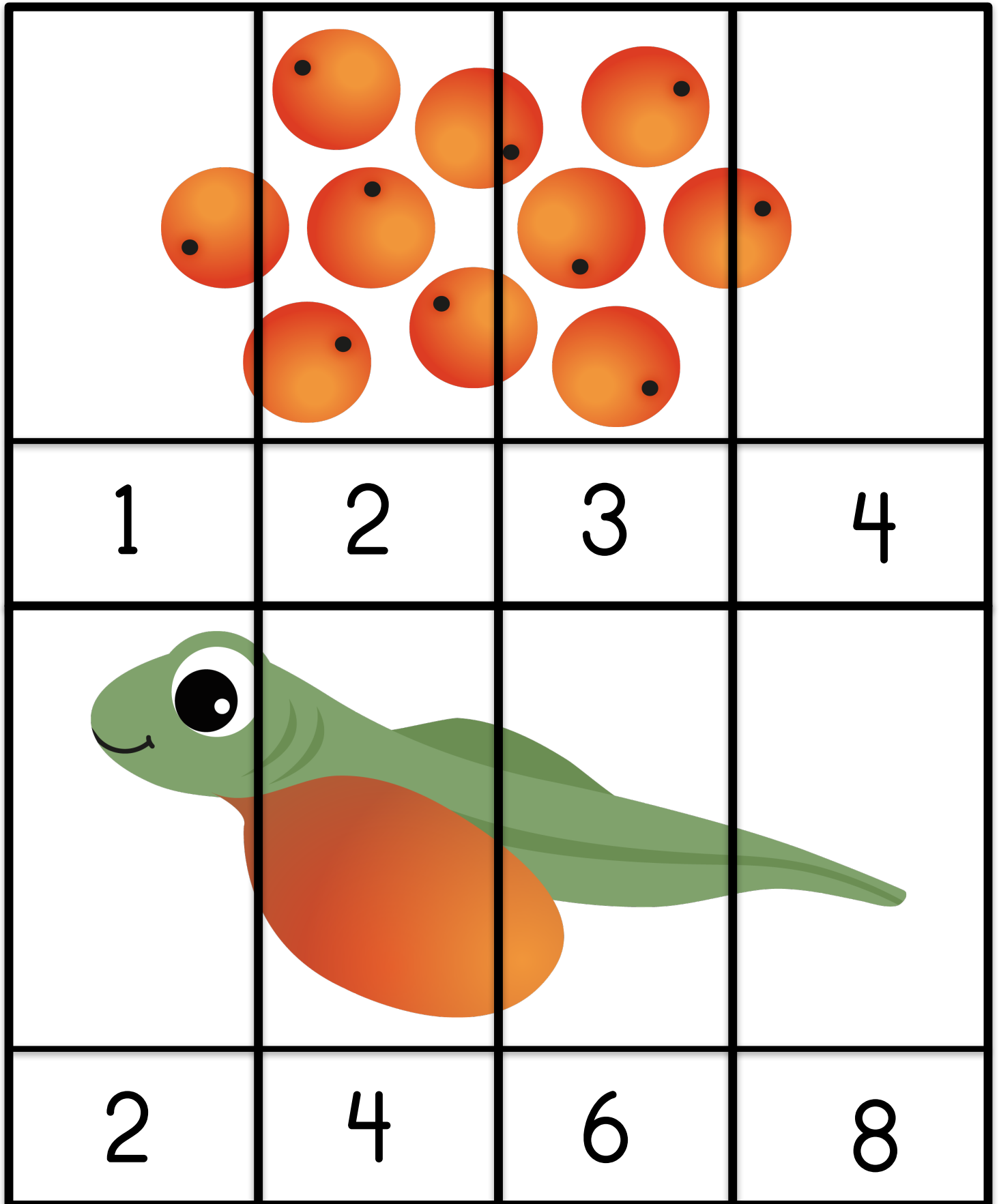
6





Count the Animals





Counting Puzzles





Counting Puzzles

			
3	6	9	12
			
4	8	12	16

Counting Puzzles

			
5	10	15	20
			
6	12	18	24



0



1

2

4

2

3



3





4


5

5


6

4


					
4	5	6	4	5	6
					
7	6	8	7	9	8




9	11	10
---	----	----



12	10	11
----	----	----




10	12	11
----	----	----



13	11	12
----	----	----

Addition Cards

$$2 + 2 =$$




4

2

3

$$3 + 1 =$$




4

5

3

$$5 + 1 =$$




7

5

6

$$4 + 2 =$$




7

5

6

Addition Cards

$$5 + 5 =$$





10

9

11

$$3 + 3 =$$




7

5

6

$$4 + 1 =$$





4

5

6

$$2 + 5 =$$




7

8

6

Subtraction Cards

$$3 - 1 =$$




1

2

3

$$4 - 2 =$$





1

2

3

$$2 - 1 =$$




1

2

0

$$6 - 2 =$$




5

3

4

Subtraction Cards

$$4 - 0 =$$




3

5

4

$$5 - 1 =$$





4

5

3

$$4 - 3 =$$





1

2

3

$$6 - 3 =$$








2

4

3






Size Sequencing Cards

Print out on card stock. Cut out and laminate. Use to put in order.








Size Sequencing Cards

Print out on card stock. Cut out and laminate. Use to put in order.








Size Sequencing Cards

Print out on card stock. Cut out and laminate. Use to put in order.








Size Sequencing Cards

Print out on card stock. Cut out and laminate. Use to put in order.








Size Sequencing Cards

Print out on card stock. Cut out and laminate. Use to put in order.

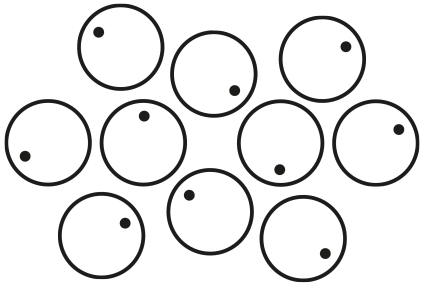


Size Sequencing Cards

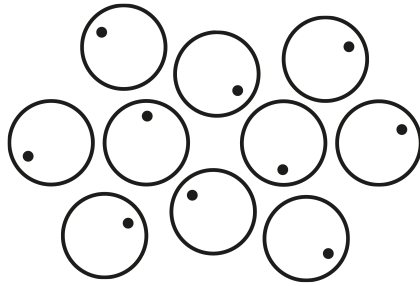
Print out on card stock. Cut out and laminate. Use to put in order.



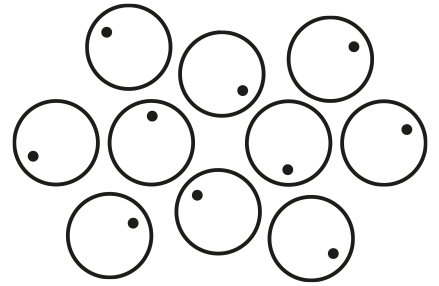
Coloring Activity – Color the picture in to match the color indicated.



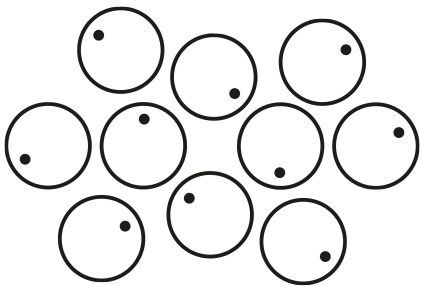
red



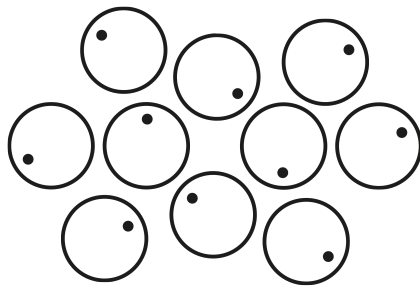
blue



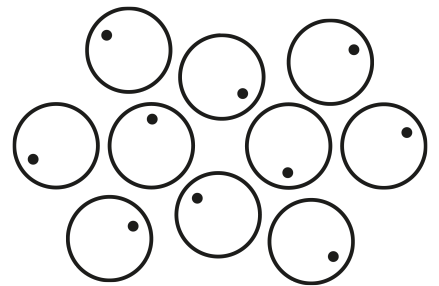
green



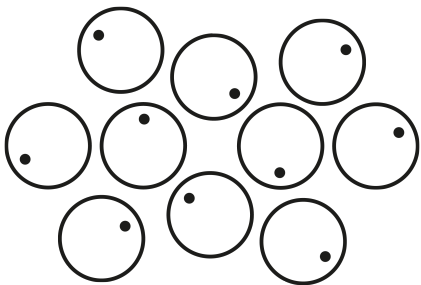
yellow



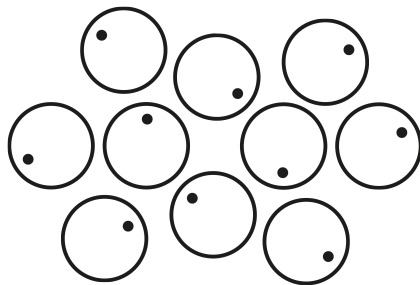
purple



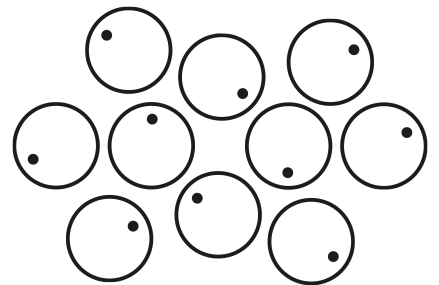
black



white



grey



pink

Do - A - Dot

Dot all the letters: E e

C

p

E

o

E

E

C

E

s

B


k

B

C

e

c



e

t

E

C

e


B

e

Do - A - Dot

Dot all the letters: S s


S t s u s
z I e s
s v e
Z f S
e E S S



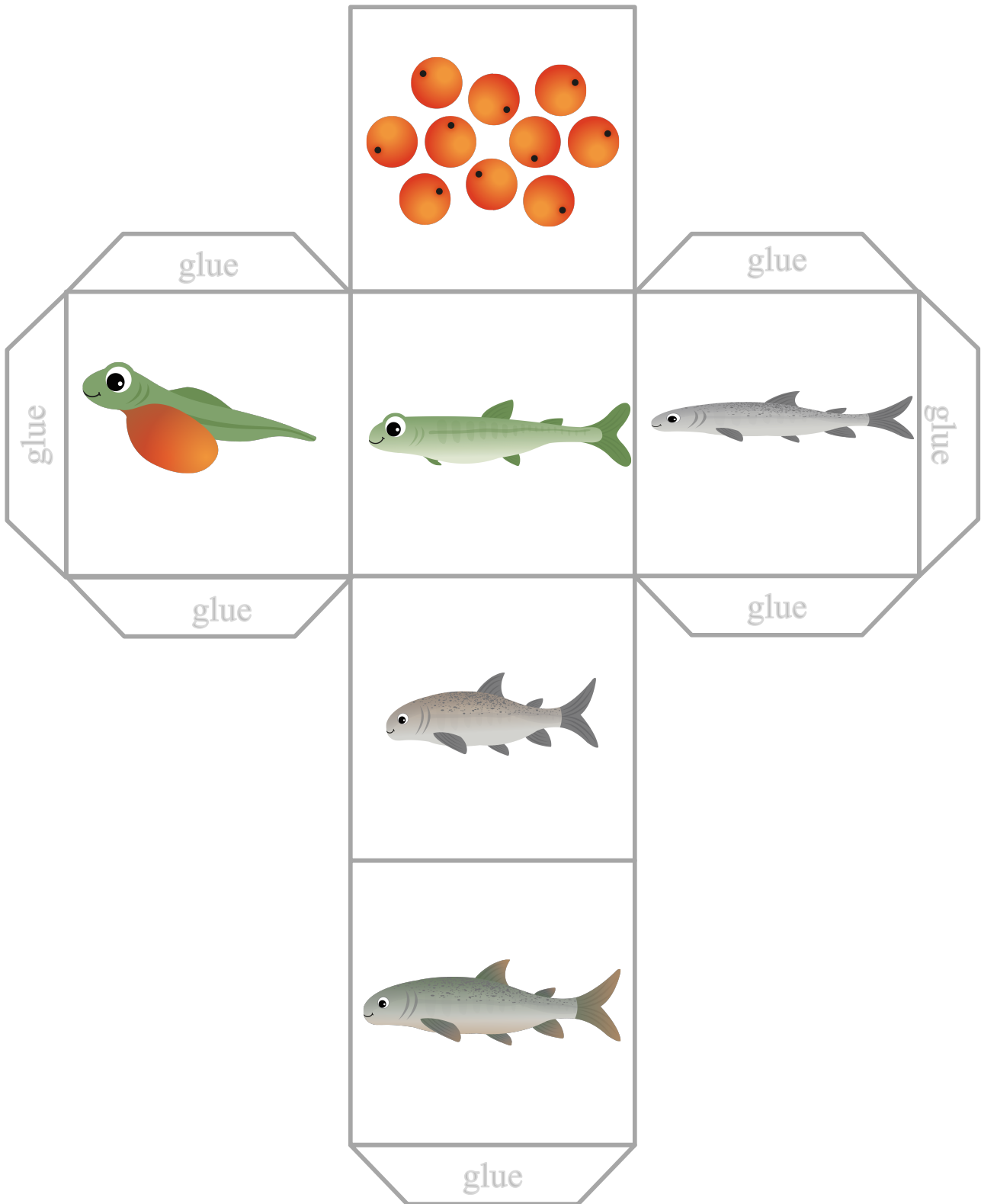
Do - A - Dot

Dot all the letters: A a

a p A b A
f a B s
A B A a
u a r o b









Dice




Dice Game


Make up the dice and roll it and graph the results.

						
10						
9						
8						
7						
6						
5						
4						
3						
2						
1						


Trace the Letters




eggs



advent




fry




par


Trace the Letters



smolt



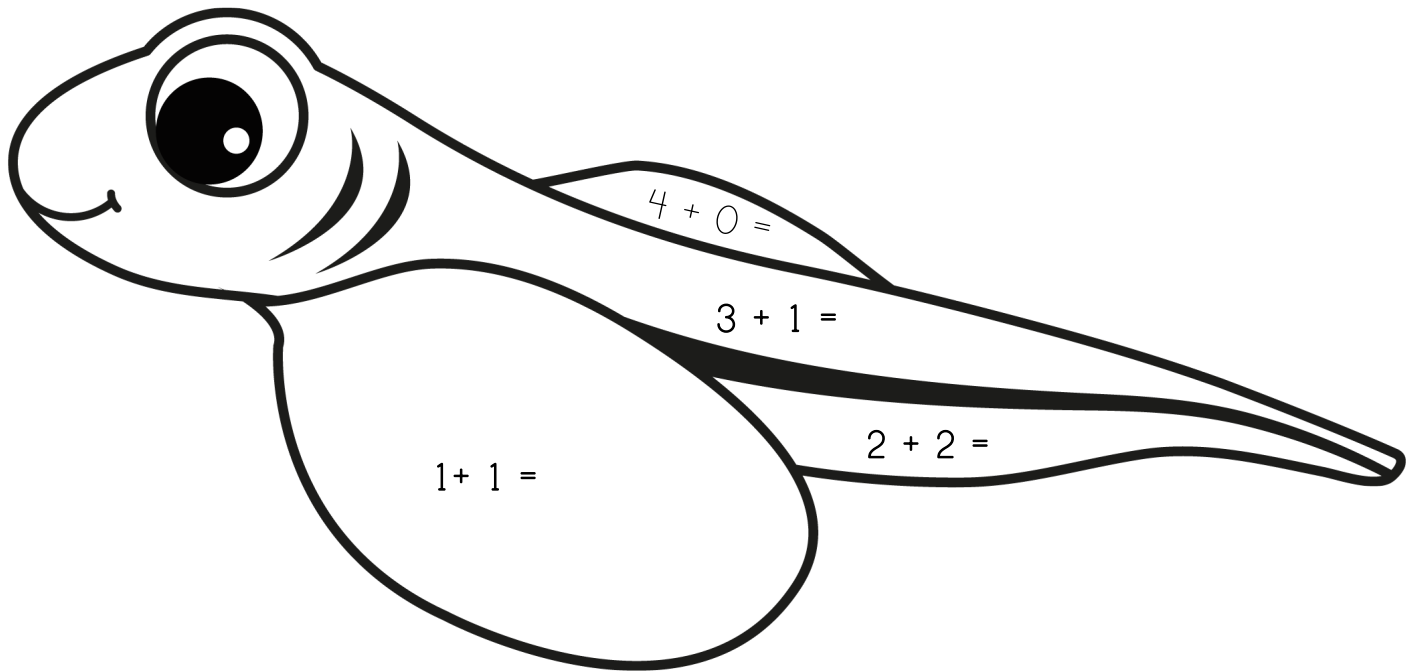
adult



salmon

swim

Color By Number

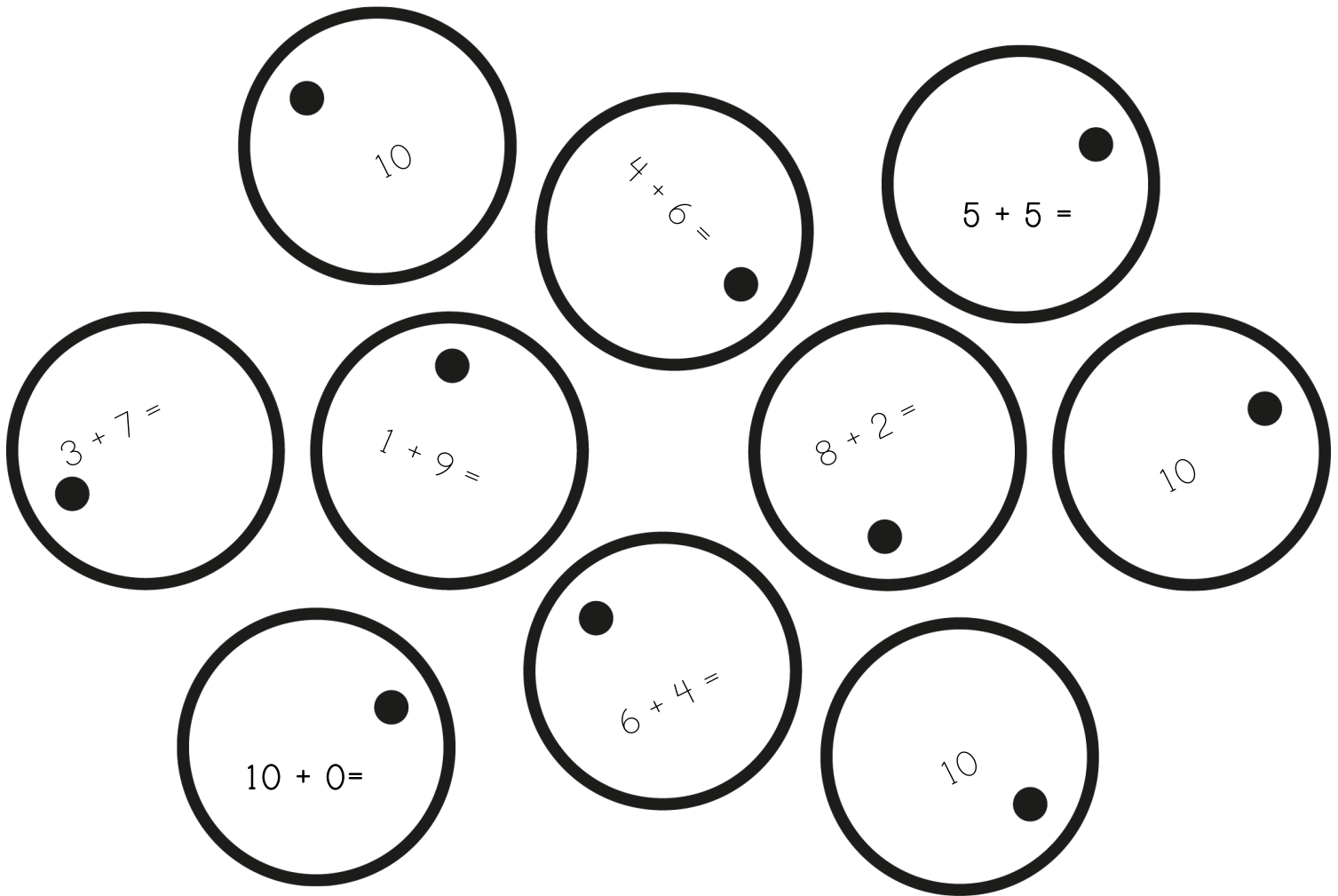


If the answer is:

2 = orange

4 = green

Color By Number



If the answer is:


10 = orange

Counting Sequences


Complete each number sequence.


1		3	4		6		8
2	4			10		14	
3		9		15			24
4		12			24	28	

What I know about Salmon


[illegible]


What I want to learn about Salmon

[illegible]




Handwriting practice lines consisting of solid top and bottom lines with a dashed middle line. There are five sets of these lines provided for practice.







Handwriting practice lines consisting of solid top and bottom lines with a dashed middle line. There are five sets of these lines, providing space for writing practice.



Handwriting practice lines consisting of solid top and bottom lines with a dashed middle line. There are five sets of these lines for practice.






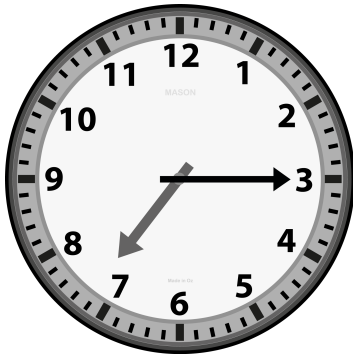



Handwriting practice lines consisting of solid top and bottom lines with a dashed middle line. There are five sets of these lines for practice.



Handwriting practice lines consisting of solid top and bottom lines with a dashed middle line. There are five sets of these lines.

What time will the eggs hatch?

Write the time under each clock.



Let's Add!

Complete each addition sum.

$$\begin{array}{r} 12 \\ + 15 \\ \hline \end{array}$$

$$\begin{array}{r} 49 \\ + 20 \\ \hline \end{array}$$

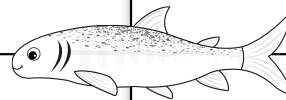
$$\begin{array}{r} 23 \\ + 16 \\ \hline \end{array}$$



$$\begin{array}{r} 15 \\ + 17 \\ \hline \end{array}$$

$$\begin{array}{r} 19 \\ + 5 \\ \hline \end{array}$$

$$\begin{array}{r} 25 \\ + 10 \\ \hline \end{array}$$



$$\begin{array}{r} 33 \\ + 21 \\ \hline \end{array}$$

$$\begin{array}{r} 47 \\ + 22 \\ \hline \end{array}$$

$$\begin{array}{r} 21 \\ + 22 \\ \hline \end{array}$$

I can Subtract!

Complete each subtraction sum.

$$\begin{array}{r} 17 \\ - 12 \\ \hline \end{array}$$

$$\begin{array}{r} 57 \\ - 13 \\ \hline \end{array}$$

$$\begin{array}{r} 51 \\ - 11 \\ \hline \end{array}$$

$$\begin{array}{r} 39 \\ - 18 \\ \hline \end{array}$$

$$\begin{array}{r} 25 \\ - 1 \\ \hline \end{array}$$

$$\begin{array}{r} 15 \\ - 4 \\ \hline \end{array}$$

$$\begin{array}{r} 26 \\ - 14 \\ \hline \end{array}$$

$$\begin{array}{r} 47 \\ - 10 \\ \hline \end{array}$$


$$\begin{array}{r} 29 \\ - 21 \\ \hline \end{array}$$



Singular or Plural?

Write the words below under the correct heading.

Singular	Plural



salmon

salmon

egg

eggs

swim

swims

river

rivers

nests


nest

fish

fish


Salmon

Salmon can:



Salmon have:

Salmon are:



Salmon Life Cycle Word Search

s a l m o n w a t e r
 g v n m l m l z w p
 g d y e s d e e f j n
 e d w f g t y v m d a
 d n e s t w n i d v s
 r v t d b y o n f r y
 h c y t g o r l j q p
 b w t l b l e f m l a
 n a d u l t v y m x r
 u z b o d v i l v c r
 h a u m g h r s c f b
 c s f s w i m f f s t

salmon

eggs

alevin

fry

parr

smolt

adult

water

swim

nest

feed

river

If I were a Salmon...

salmon

water

river

swim

eggs

alevin

journey

birth

hunted

re-adapt

upstream

groups

Using the words above write some sentences about what you would do
if you were a Salmon.

Handwriting practice lines consisting of solid top and bottom lines with a dashed middle line. There are ten sets of these lines provided for writing practice.

Nouns or Verbs?

Cut out the words below and paste them under the correct column..

Nouns	Verbs

salmon	avoiding	river
swim	clears	stream
journey	egg	sweeping